



Project: _____
 Location: _____
 Item #: _____
 Quantity: _____

Steamer Accessories

MODELS: SSS/MSS - 30" Stand for 4- and 6-pan steamers with work shelf and tray (stationary/mobile)
 STSS/STSM - 12" stand for 6- and 8-pan steamer only (stationary/mobile)
 ESTS/ESTM - Economy stand for 4- and 6-pan steamers (stationary/mobile)
 VEGA- Condenser Hood for the Altair and Capella 4- and 6-pan steamers only



Standard Features: SSS & MSS

- Rigid All Stainless Steel Construction
- Welded Construction, Shipped Assembled
- Stainless Steel Undershelf
- Pull Out 14" Work Shelf. Ideal for 12" x 20" Steam Pan. Shelf is Removable Without Tools for Sink Washing
- Mobile Stand Features Exclusive Y2 Casters with Offset Double Wheel Design for Ease of Movement. Casters Have Built In Shock Absorbers to Ease Movement Over Tile Floors and Thresholds
- Foot Clips on Top Surface for Stellar Steam Model Placement

Standard Features: STSS & STSM

- Rigid All Stainless Steel Construction
- Welded Construction, Shipped Assembled
- Foot Clips on Top Surface for Stellar Steam Model Placement

Standard Features: EST & ESTM

- All Stainless Steel Components
- Assembly Hardware Included

Standard Features: VEGA

- Rigid All Stainless Steel Construction
- Three (3) 52.4 CFM, 115v cooling fans
- Includes hose

Optional Features and Accessories: SSS & MSS

- Optional Pan Rack Assembly (PRM) - Holds Fourteen (12) 2 1/2" Pans (Removable)

Specifications: 30" Stand with shelf

Model SSS (stationary)

Model MSS (mobile)

Unit is constructed of stainless steel with all welded construction. The stand can be supplied with adjustable feet (SSS) or with swivel casters, two with brakes (MSS). Unit comes assembled. The top is fitted with four (4) foot clips for placement of a Stellar Steam steamer. Foot clips position the steamer and keep the steamer from moving on the top of the stand. Stand is equipped with a pull-out shelf with a built-in stop to provide a fourteen (14) inch deep work surface at the front of the steamer. The stop is designed as a lever to easily remove the shelf for sink cleaning. Shelf can move in a stainless steel U bracket with neoprene glides. A welded stainless steel shelf is provided at the base of the stand for storage. Stand can accommodate a pan rack assembly that holds twelve (12) 2 1/2" pans.

Specifications: 12" Stand

Model STSS (stationary)

Model STSM (mobile)

Unit is constructed of stainless steel with all welded construction. The stand can be supplied with adjustable feet (STSS) or with swivel casters,

two with brakes (STSM). Unit shall be used for 6- and 8-pan steamers. Unit comes assembled. Top is fitted with four (4) foot clips for placement of a Stellar Steam steamer. Foot clips position the steamer and keep the steamer from moving on the top of the stand.

Specifications: Economy Stand

Model EST (stationary)

Model ESTM (mobile)

Unit comes disassembled. The stand can be supplied with adjustable feet (ESTS) or with swivel casters, two with brakes (ESTM). Unit is constructed of stainless steel parts that are easily assembled. (hardware included) Stellar Steam steamer is bolted to the stand to position the steamer and secure to stand.

Specifications: Condenser Hood

Model VEGA

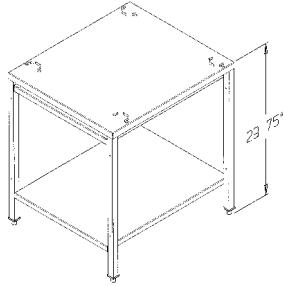
Unit is constructed of stainless steel and is equipped with three (3) 52.4 CFM, 115v cooling fans. Unit can be mounted on Capella 4- and 6-pan units; can be special ordered for Altair II 4- and 6-pan units. Vented steam from unit is condensed with up to 80% efficiency and drained to a collection bucket or air-gap drain.

Approvals:

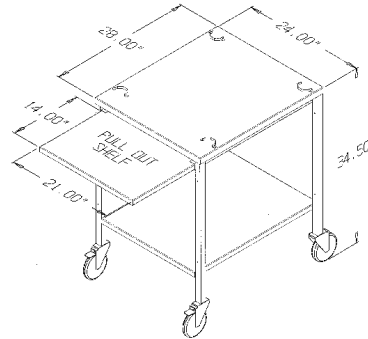


Stellar Steam specification sheets are available online at www.stellarsteam.com.

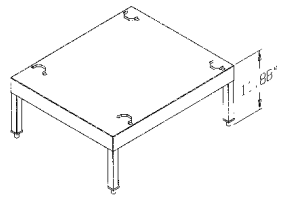
CHARACTERISTICS	SSS	MSS	STSS	STSM	EST	ESTM	VEGA
Width, Overall	24	24	24	24	24	24	24.18
Depth, Overall	28	28	28.5	28.5	28.5	28.5	33.78
Height, Overall	30	34.5	12	17	30	34.5	6.12
No. of Shelves	1	1	N/A	N/A	N/A	N/A	N/A
Shelf Area (sq. feet)	2.05	2.05	N/A	N/A	N/A	N/A	N/A
Number of 2 1/2" pans							
Pan Rack Assembly (PRM) holds	12	12	N/A	N/A	N/A	N/A	N/A



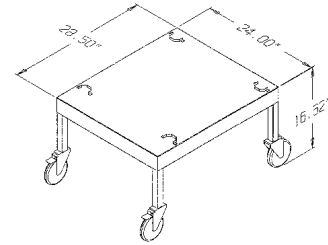
SSS



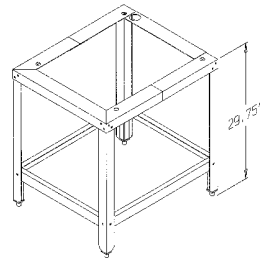
MSS



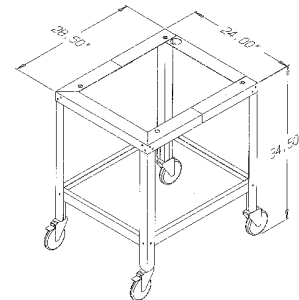
STSS



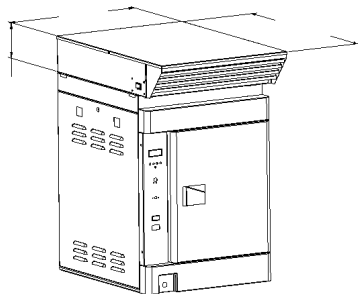
STSM



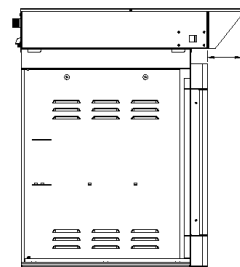
EST



ESTM



VEGA



VEGA

side view

Continuous product development may necessitate specification changes and design without notice.



Stellar Steam participates in the KCL CADalog, the most current source of CAD symbols for foodservice designers worldwide. Symbols include standard equipment in plan, side, front and 3-D views, layered for FEDA/FCSI recommended guidelines.